

Alcatel-Lucent OmniAccess Stellar AP1360 series

Outdoor 802.11ax (Wi-Fi 6) wireless access point

The multifunctional Alcatel-Lucent OmniAccess® Stellar Outdoor AP1360 series with 802.11ax technology enables faster speeds, more capacity and efficient airtime allocation for clients on both 2.4 GHz and 5 GHz Wi-Fi® bands. This enables these access points (APs) to better serve a higher density of clients, deliver more capacity for bandwidth-hungry and latency-sensitive voice and video clients, and provide a secure and dependable network for IoT devices while increasing their battery-powered lifespan. The OmniAccess Stellar wireless LAN (WLAN) brings unparalleled experience for connectivity, coverage and performance for the modern IoT-connected enterprise.

The 802.11ax high performance and rugged AP1360 series models are designed to accommodate the diverse and growing capacity needs of next generation mobility- and IoT-enabled networks. To improve network security and Wi-Fi quality, the access points are powered by four built-in radios, dual radios on the 2.4 GHz/5 GHz bands to serve high density Wi-Fi clients, and a full band radio dedicated to scanning. They also have an integrated Bluetooth/Zigbee radio, enabling location and building automation services. The access points are IP67 rated for harsh outdoor environments such as exposure to high and low temperatures and persistent moisture and precipitation, and they have industrial strength surge protection. The AP1360 series models support a maximum aggregate data rate of ~3 Gbps (2.4 Gbps in 5 GHz and 574 Mbps in 2.4 GHz), and to support this higher capacity the APs are powered by a Multigigabit Ethernet uplink (UL). The AP1360 series models can be connected to the network using an SFP for long distance backhaul and provide an additional downlink (DL) Ethernet interface for wired IoT device endpoint connection, catering to varied deployment options in today's demanding outdoor environments.

The OmniAccess Stellar AP1360 series supports all mandatory and several optional 802.11ax features, which include DL orthogonal frequency division multiple access (OFDMA) with up to 37 RUs, UL OFDMA with up to 37 RUs, DL multi-user multiple input, multiple output (MU-MIMO), UL MU-MIMO, 1024 quadrature amplitude modulation (1024-QAM) and more. These features make tomorrow's diverse digital workspaces, including outdoor settings, highly reliable and efficient.

Features including enhanced WLAN technology with RF Radio Dynamic Adjustment, a distributed control Wi-Fi architecture, secure network admission control with unified access, built in application intelligence and analytics, make this series ideal for enterprises of all sizes demanding a simple, secure and scalable wireless solution.



802.11ax (Wi-Fi 6) high efficiency features

IEEE 802.11ax allows enterprises to deliver high performance wireless LAN services with increased throughput, enabling more clients in dense environments and bringing power efficiency to IoT devices, while it remains fully backward compatible with existing 802.11 a/b/g/n/ac deployments. The 802.11ax standard is a dramatic step forward in WLAN technology for all organizations. Some of the key 802.11ax features enabled on OmniAccess Stellar AP1360 series are:

- OFDMA, which enables more clients to simultaneously operate on the same channel and thereby improve efficiency, latency and throughput. OFDMA can concurrently address multiple clients in both DL and UL directions, including full 37 OFDMA Resource Units (RUs). OFDMA is effective in environments where there are many devices with short frames demanding lower latency.
- MU-MIMO, allowing more data to be transferred at once and enabling an access point to handle a larger number of concurrent clients. This capability was introduced with 802.11ac, but now with 802.11ax the multi-user performance can be concurrently delivered in both DL and UL directions.
- 1024-QAM mode, which boosts peak data-rates by as much as 25%
- BSS Coloring to improve spatial reuse in dense environments by providing a mechanism for color coding different overlapping BSSs, thus allowing for more simultaneous transmissions
- Extended Range (ER), which provides increased coverage in scenarios where the receiving signals encounter high path loss and channel delay spread, especially in outdoor environments
- Target wake time (TWT), which makes Wi-Fi CERTIFIED 6 devices more power efficient. This capability lets client devices sleep much longer and wake up to less contention, extending the battery life of smart phones, IoT sensors and other devices.
- Transmit beamforming to improve signal power, resulting in significantly higher rates at a given range

Deliver enterprise grade security and scale with simplicity

OmniAccess Stellar enables a visionary distributed Wi-Fi architecture with centralized management and policy control, enforcing security at every step, starting at the network edge, and allowing unparalleled scale in network capacity. This architecture is vital for enabling the next generation digital enterprise which demands business agility, seamless mobility and a secure IoT-enabled infrastructure to empower business transformation through continuous innovation.

OmniAccess Stellar provides enhanced security with WPA3, a new security standard for enterprise and public networks that improves Wi-Fi security through advanced security algorithms and stronger ciphers in enterprises including the 192-bit security suite. Public spaces that currently offer open, non-protected access can now provide encryption and privacy using OmniAccess Stellar, which supports the new security standard Wi-Fi CERTIFIED Enhanced Open™ based on opportunistic wireless encryption (OWE)*.

The access points can be deployed in three different modes, all through a single version of software, simplifying IT operations.

For mid- to large-scale enterprises, Alcatel-Lucent OmniVista® provides secure plug and play of access points for large-scale deployment, with user friendly workflows for wireless services and unified access for end-to-end security. It comes with integrated unified policy authentication manager (UPAM) which helps define authentication strategy and policy enforcement for employees, guest management and Bring-Your-Own-Devices (BYOD). The AP1360 series has built-in DPI technology providing real time application monitoring and enforcement capabilities. The network administrator can obtain a comprehensive view of applications running in the network and apply adequate controls to optimize the performance of the network for business-critical applications. OmniVista provides advanced options for RF management, wIDS/wIPS for intrusion detection and prevention, and heatmaps for WLAN site planning. To further simplify IT, the access points can be managed as one or more AP groups (a logical grouping of one or more APs).

* The hardware is ready, and will be supported in a future software update.

Cloud enabled with OmniVista Cirrus

The OmniAccess Stellar AP1360 series can be managed by the Alcatel-Lucent OmniVista Cirrus cloud platform. OmniVista Cirrus powers a secure, resilient and scalable cloud-based network management platform. It offers hassle free network deployment and easy service rollout with advanced analytics for smarter decision making. And for users and devices it offers IT friendly unified access with secure authentication and policy enforcement.

On premises deployment with OmniVista 2500

The OmniAccess Stellar AP1360 series can be managed on premises from the Alcatel-Lucent OmniVista 2500 Network Management System.

For small- to mid-sized enterprises, Wi-Fi Express provides a secure web managed (HTTPS) cluster deployment.

The OmniAccess Stellar AP1360 series can operate by default in a cluster architecture to provide simplified plug-and-play deployment. The AP cluster is an autonomous system that consists of a group of OmniAccess Stellar APs managed by one AP elected as primary virtual manager. One AP cluster supports up to 256 APs.

The AP cluster architecture ensures simplified and quick deployment. Once the first AP is configured using the configuration wizard, the remaining APs in the network will automatically update their configuration. This ensures the whole network is up and functional within a few minutes.

The OmniAccess Stellar AP1360 series also supports secure zero-touch provisioning with OXO Connect R2, a mechanism by which all access points in a cluster will securely obtain bootstrap data from an on premises OXO Connect.

The Wi-Fi Express mode supports role-based management access to the AP cluster which includes Admin, Viewer and GuestOperator access. GuestOperator access simplifies guest account creation and management and can be used by any non-IT person such as a front desk worker or receptionist. The OmniAccess Stellar AP1360 series also supports a built-in customizable captive portal which enables customers to offer secure and seamless guest access experience.

Quality of service for unified communications apps

The OmniAccess Stellar AP1360 series supports fine-tuned, quality of service (QoS) parameters to differentiate and provide appropriate QoS for each application such as voice, video and desktop sharing. Application aware RF scanning avoids interruption of real time applications.

RF management

Radio Dynamic Adjustment (RDA) technology automatically assigns channels and power settings, provides DFS/TPC, and ensures that access points stay clear of all radio frequency interference (RFI) sources to deliver reliable, high-performance WLAN. The OmniAccess Stellar AP1360 series can be configured to provide part-time or dedicated scanning for spectrum analysis and wireless intrusion protection.

Product specifications

Feature	Description
Radio specification	<ul style="list-style-type: none"> • AP type: Outdoor, integrated three radios • Tri-radio, 5 GHz 802.11ax 4x4:4 and 2.4 GHz 802.11ax 2x2:2 and dedicated scanning radio <ul style="list-style-type: none"> → 5 GHz: 4x4:4 up to 2.4 Gbps wireless data rate to individual 4SS HE80 802.11ax client devices. → 2.4 GHz: 2x2:2 up to 574 Mbps wireless data rate to individual 2SS HE40 802.11ax client devices. • Supported frequency bands (country-specific restrictions apply): <ul style="list-style-type: none"> → 2.400 to 2.4835 GHz → 5.150 to 5.250 GHz → 5.250 to 5.350 GHz → 5.470 to 5.725 GHz → 5.725 to 5.850 GHz • Available channels: Dependent on configured regulatory domain • Brazil: Frequency band 5.150 to 5.350 GHz is disabled. Maximum transmit power: 30 dBm on 2.4 GHz, 30 dBm on 5 GHz • Maximum (aggregate, conducted total) transmit power (limited by local regulatory requirements): <ul style="list-style-type: none"> → 25 dBm on 2.4 GHz (22 dBm per chain) → 27 dBm on 5 GHz (21 dBm per chain) • DFA (Dynamic Frequency Adjustment) optimizes available channels and provides proper transmission power • Short guard interval for 20 MHz, 40 MHz, 80 MHz, and 160 (80+80) MHz channels • Transmit beamforming (TxBF) for increased signal reliability and range • 802.11n/ac packet aggregation: Aggregated Mac Protocol Data Unit (A-MPDU), Aggregated Mac Service Data Unit (A-MSDU) • Supported data rates (Mbps): <ul style="list-style-type: none"> → 802.11b: 1, 2, 5.5, 11 → 802.11a/g: 6, 9, 12, 18, 24, 36, 48, 54 → 802.11n (2.4 GHz): 6.5 to 300 (MCS0 to MCS15, HT20 to HT40) → 802.11n (5 GHz): 6.5 to 600 (MCS0 to MCS31, HT20 to HT40) → 802.11ac: 6.5 to 1733 (MCS0 to MCS9, NSS = 1 to 4, VHT20 to VHT80; NSS=2, VHT160 (80+80)) → 802.11ax (2.4 GHz): 3.6 to 574 (MCS0 to MCS11, NSS = 1 to 2, HE20 to HE40) → 802.11ax (5 GHz): 3.6 to 2,402 (MCS0 to MCS11, NSS = 1 to 4, HE20 to HE80; NSS=2, VHT160 (80+80)) • Supported modulation types: <ul style="list-style-type: none"> → 802.11b: BPSK, QPSK, CCK → 802.11a/g/n/ac: BPSK, QPSK, 16-QAM, 64-QAM, 256-QAM → 802.11ax: BPSK, QPSK, 16-QAM, 64-QAM, 256-QAM, 1024-QAM • 802.11n high-throughput (HT) support: HT 20/40 • 802.11ac very high throughput (VHT) support: VHT 20/40/80/160(80+80) • 802.11ax high efficiency (HE) support: HE 20/40/80/160(80+80) • Advanced Cellular Coexistence (ACC) <ul style="list-style-type: none"> → Minimizes interference from 3G/4G cellular networks, distributed antenna systems and commercial small cell/femtocell equipment • Full band 1x1 radio with integrated antenna, dedicated for scanning • Bluetooth Low Energy (BLE) 5.1/Zigbee radio, integrated antenna <ul style="list-style-type: none"> → Bluetooth 5: up to 18 dBm transmit power (class 1) and -93 dBm receive sensitivity → Zigbee: up to 18 dBm transmit power and -102 dBm receive sensitivity → Integrated vertically polarized omni-directional antenna with peak gain of 4.64 dBi for AP1361, 3.3 dBi for AP1361D and AP1362
Interfaces	<ul style="list-style-type: none"> • 1x 10/100/1000/2500 Mbps IEEE 802.3bz compliant autosensing (RJ-45) uplink port, ENET0, Power over Ethernet (PoE) 802.3at/bt compliant, 802.3az Energy Efficient Ethernet (EEE) • 1x 10/100/1000 Mbps IEEE 802.3 compliant autosensing (RJ-45) downlink port, ENET1, PoE PSE output up to 802.3at power dependent on input PoE, 802.3az EEE • 1x SFP port • 1x USB 2.0 Type C (5V, 1A) • Reset button: Factory reset
Visual indicators (7 LEDs)	<ul style="list-style-type: none"> • For system and radio status <ul style="list-style-type: none"> → SYS ON: Power on and system running → SYS Flashing: Bootloader-OS loading or upgrading → 2.4 G ON: 2.4 GHz SSID created and running → 5G ON: 5 GHz SSID created and running → ENET0 ON: Ethernet0 link UP → ENET1 ON: Ethernet1 link UP → SFP ON: SFP link UP → PSE ON: PSE Enabled

Feature	Description		
Security	<ul style="list-style-type: none"> • Integrated Trusted Platform Module (TPM 2.0) for secure storage of credentials and keys • 802.11i, WPA2, WPA3-Enterprise with CNSA option, Personal (SAE), Enhanced Open (OWE) • 802.1X • WEP, Advanced Encryption Standard (AES), Temporal Key Integrity Protocol (TKIP) • Firewall: ACL, wIPS/wIDS and DPI application policy enforcement with OmniVista • Portal page authentication 		
Antenna	<ul style="list-style-type: none"> • AP1361: 2x2:2 @ 2.4 GHz, 4x4:4 @ 5 GHz <ul style="list-style-type: none"> – Integrated omni-antennas (H and V polarized) with maximum antenna gain of 4.85 dBi in 2.4 GHz and 6.48 dBi in 5 GHz. Maximum beamforming gain of 7.86 dBi in 2.4 GHz and 12.50 dBi in 5 GHz. – AP1361D: 2x2:2 @ 2.4 GHz, 4x4:4 @ 5 GHz integrated directional antennas (H80°x V80°) with maximum antenna gain of 7.5 dBi in 2.4 GHz and 7.4 dBi in 5 GHz • AP1362: 2x2:2 @ 2.4 GHz, 4x4:4 @ 5 GHz <ul style="list-style-type: none"> – 6 N-type female external antenna connectors, integrated 6KA lightning protection, no requirement for additional lightning arrester – ANT0-ANT3 are 5 GHz antenna connectors, ANT4-ANT5 are 2.4 GHz antenna connectors 		
Receive sensitivity (per chain)		2.4 GHz	5 GHz
	1 Mbps	-99	
	11 Mbps	-89	
	6 Mbps	-93	-91
	54 Mbps	-76	-74
	HT20 (MCS 0/8)	-92	-90
	HT20 (MCS 7/15)	-74	-72
	HT40 (MCS 0/8)	-91	-88
	HT40 (MCS 7/15)	-74	-70
	VHT20 (MCS 0)	-92	-90
	VHT20 (MCS 8)	-70	-68
	VHT40 (MCS 0)	-91	-88
	VHT40 (MCS 9)	-68	-64
	VHT80 (MCS0)		-86
	VHT80 (MCS 9), etc		-61
	HE20 (MC0)	-94	-92
	HE20 (MC11)	-63	-62
	HE40 (MC0)	-91	-89
	HE40 (MC11)	-62	-60
	HE80 (MC0)		-87
	HE80 (MC11)		-58
Maximum transmit power (per chain)		2.4 GHz	5 GHz
	1 Mbps	22 dBm	
	11 Mbps	22 dBm	
	6 Mbps	22 dBm	21 dBm
	54 Mbps	21 dBm	20 dBm
	HT20 (MCS 0/8)	22 dBm	21 dBm
	HT20 (MCS 7/15)	21 dBm	19 dBm
	HT40 (MCS 0/8)	22 dBm	21 dBm
	HT40 (MCS 7/15)	21 dBm	19 dBm
	VHT20 (MCS 0)	22 dBm	21 dBm
	VHT20 (MCS 8)	20 dBm	18 dBm
	VHT40 (MCS 0)	22 dBm	21 dBm
	VHT40 (MCS 9)	20 dBm	18 dBm
	VHT80 (MCS0)		21 dBm
	VHT80 (MCS 9), etc		18 dBm
	HE20 (MCS0)	22 dBm	21 dBm
	HE20 (MCS11)	20 dBm	17 dBm
	HE40 (MCS0)	22 dBm	21 dBm
	HE40 (MCS11)	20 dBm	17 dBm
	HE80 (MCS0)		21 dBm
	HE80 (MCS11)		17 dBm

Note: Maximum transmit power is limited by local regulatory settings.

Feature	Description
Power	<ul style="list-style-type: none"> Maximum (worst case) power consumption: <ul style="list-style-type: none"> 64W (802.3bt Type4 PoE in) with ENET1 802.3at PSE enabled 46W (802.3bt Type3 PoE) with ENET1 802.3af PSE enabled 24W (802.3at) with disabled ENET1 PSE, USB Maximum power consumption in idle mode: 10W Power over Ethernet (PoE): 48 V DC (nominal) 802.3bt/at compatible source
Mounting	<ul style="list-style-type: none"> Hang mounting for AP1361 (Mount kit needs to be ordered separately) Pole/wall mounting for AP1361D and AP1362 (Mount kit needs to be ordered separately)
Environmental	<ul style="list-style-type: none"> Operating: <ul style="list-style-type: none"> Temperature: -40°C to 65°C (-40°F to +149°F) Humidity: 10% to 90% non-condensing Storage and transportation: <ul style="list-style-type: none"> Temperature: -40°C to +85°C (-40°F to +185°F) Wind resistance: <ul style="list-style-type: none"> Up to 100MPH sustained winds Up to 165MPH wind gusts
Dimensions/weight	<ul style="list-style-type: none"> Single AP excluding packing box and accessories: <ul style="list-style-type: none"> 243mm (W) x 243mm (D) x 85mm (H) -9.56" (W) x 9.56" (D) x 3.34" (H) 2500g / 5.51lb for AP1361 and AP1361D, 2684g / 5.91lb for AP1362 Single AP including packing box and accessories: <ul style="list-style-type: none"> 320mm (W) x 300mm (D) x 135mm (H) -12.6" (W) x 11.81" (D) x 5.31" (H) 3121g / 6.88lb for AP1361 and AP1361D, 3286g / 7.24b for AP1362
Reliability	<ul style="list-style-type: none"> MTBF: 1,003,257h (114.5 years) at +25°C operating temperature
Capacity	<ul style="list-style-type: none"> Up to 16 SSID per radio (total 32 SSID) Support for up to 1,024 associated client devices
Software feature	<ul style="list-style-type: none"> Up to 4K APs when managed by OV2500. No limit on number of AP groups Up to 255 APs per web managed (HTTP/ HTTPS) cluster Auto channel selection Auto transmit power control Bandwidth control per SSID L2 roaming L3 roaming with OmniVista 2500 Captive portal (internal/ external) Guest self-registration (optional SMS notification) with OmniVista 2500 Internal user database RADIUS client Guest social-login with OmniVista 2500 RADIUS proxy authentication OmniVista 2500 LDAP/AD proxy authentication OmniVista 2500 Wireless QoS Band steering Client smart load balance Client sticky avoidance User behavior tracking White/black list Zero-touch provisioning (ZTP) NTP Client ACL DHCP/DNS/NAT Wireless MESH P2P/P2MP Wireless Bridge Rogue AP location and containment Dedicated Scanning AP System log report SSHv2 SNMPv2, SNMPv3 Wireless attack detection with OmniVista 2500 Floor plan and heatmap with OmniVista 2500 Stanley Healthcare/Aeroscout RTLS support

Feature	Description
IEEE standard	<ul style="list-style-type: none"> • IEEE 802.11a/b/g/n/ac/ax • IEEE 802.11e WMM, U-APSD • IEEE 802.11h, 802.11i, 802.11e QoS • IEEE 802.1Q (VLAN tagging) • IEEE 802.1W Protected Management Frame • 802.11k Radio Resource Management • 802.11v BSS Transition Management • 802.11r Fast roaming
Regulatory and certification	<ul style="list-style-type: none"> • CB Scheme Safety, cTUVus • Wi-Fi CERTIFIED Wi-Fi 6, Enhanced Open™, Passpoint®, Agile Multiband (MBO) • FCC • CE Marked • Bluetooth SIG • RoHS, REACH, WEEE • ASTM B117-07A, salt spray testing per UL50 NEMA 4x • 2014/35/EU Low Voltage Directive • 2014/30/EU EMC Directive • 2011/65/EU RoHS Directive • 2014/53/EU Radio Equipment Directive • EN 55032 • IEC/EN 60950 • EN 300 328 • EN 301 893 • EN 301 489-1 • EN 301 489-17 • Common Criteria/EAL2

Ordering information

Access points	Description
OAW-AP1361-RW	OmniAccess Stellar AP1361. Tri-radio 5 GHz 4x4:4/2.4 GHz 2x2:2 and full band scanning radio Wi-Fi 6 outdoor AP, integrated omni-directional antenna. Integrated BLE/Zigbee radio. Interfaces 2.5 GbE RJ-45, 1 GbE RJ-45, SFP, USB. AP mount kit to be ordered separately. Unrestricted regulatory domain: Not for use in US, Egypt, Japan.
OAW-AP1361-ME	OmniAccess Stellar AP1361. Tri-radio 5 GHz 4x4:4/2.4 GHz 2x2:2 and full band scanning radio Wi-Fi 6 outdoor AP, integrated omni-directional antenna. Integrated BLE/Zigbee radio. Interfaces 2.5 GbE RJ-45, 1 GbE RJ-45, SFP, USB. AP mount kit to be ordered separately. Restricted regulatory domain: Egypt, Israel.
OAW-AP1361-US	OmniAccess Stellar AP1361. Tri-radio 5 GHz 4x4:4/2.4 GHz 2x2:2 and full band scanning radio Wi-Fi 6 outdoor AP, integrated omni-directional antenna. Integrated BLE/Zigbee radio. Interfaces 2.5 GbE RJ-45, 1 GbE RJ-45, SFP, USB. AP mount kit to be ordered separately. Restricted regulatory domain: US.
OAW-AP1361D-RW	Access Stellar AP1361D. Tri-radio 5 GHz 4x4:4/2.4 GHz 2x2:2 and full band scanning radio Wi-Fi 6 outdoor AP, integrated directional antenna. Integrated BLE/Zigbee radio. Interfaces 2.5 GbE RJ-45, 1 GbE RJ-45, SFP, USB. AP mount kit to be ordered separately. Unrestricted regulatory domain: Not for use in US, Egypt, Japan.
OAW-AP1361D-ME	OmniAccess Stellar AP1361D. Tri-radio 5GHz 4x4:4 / 2.4GHz 2x2:2 and full band scanning radio Wi-Fi 6 Outdoor AP, integrated Directional Antenna. Integrated BLE/Zigbee radio. Interfaces 2.5GbE RJ-45, 1GbE RJ-45, SFP, USB. AP mount kit to be ordered separately. Restricted Regulatory Domain: Egypt, Israel.
OAW-AP1361D-US	OmniAccess Stellar AP1361D. Tri-radio 5 GHz 4x4:4/2.4 GHz 2x2:2 and full band scanning radio Wi-Fi 6 outdoor AP, integrated directional antenna. Integrated BLE/Zigbee radio. Interfaces 2.5 GbE RJ-45, 1 GbE RJ-45, SFP, USB. AP mount kit to be ordered separately. Restricted regulatory domain: US.
OAW-AP1362-RW	OmniAccess Stellar AP1362. Tri-radio 5 GHz 4x4:4/2.4 GHz 2x2:2 and full band scanning radio Wi-Fi 6 outdoor AP. Integrated BLE/Zigbee radio. Interfaces 2.5 GbE RJ-45, 1 GbE RJ-45, SFP, USB, 6x N-type female antenna connectors. AP mount kit and antennas to be ordered separately. Unrestricted regulatory domain: Not for use in US, Egypt, Japan.
OAW-AP1362-ME	OmniAccess Stellar AP1362. Tri-radio 5 GHz 4x4:4/2.4 GHz 2x2:2 and full band scanning radio Wi-Fi 6 outdoor AP. Integrated BLE/Zigbee radio. Interfaces 2.5 GbE RJ-45, 1 GbE RJ-45, SFP, USB, 6x N-type female antenna connectors. AP mount kit and antennas to be ordered separately. Restricted regulatory domain: Egypt, Israel.
OAW-AP1362-US	OmniAccess Stellar AP1362. Tri-radio 5 GHz 4x4:4/2.4 GHz 2x2:2 and full band scanning radio Wi-Fi 6 outdoor AP. Integrated BLE/Zigbee radio. Interfaces 2.5 GbE RJ-45, 1 GbE RJ-45, SFP, USB, 6x N-type female antenna connectors. AP mount kit and antennas to be ordered separately. Restricted regulatory domain: US.

Accessories	Description
AP-MNT-OUT	• OAW-AP1361D, OAW-AP1362 and OAW-AP1251 outdoor mount kit
AP-MNT-OUT-H	• OAW-AP1361 hanging down-tilt mount kit
PD-9001GO-ET/AC	• 1-port IEEE 802.3at PoE midspan. Port speed 10/100/1000M PoE power 30W. No power cord included. Please order PWR-CORD-XX for country specific power cord.
PD-OUT/MBK/ET	• Pole/wall mount kit for outdoor PoE Midspan (PD-9001GO-ET/AC)
ANT-O-M2-5	• Dual band 2.4/5 GHz, 2-element, outdoor omni-directional antenna with N-type female, 5 dBi @ 2.4 GHz and 8dBi @ 5 GHz, azimuth omni, elevation 35°/25°, includes pole mount
ANT-O-M4-9	• Dual band 2.4/5 GHz, 4-element, outdoor omni-directional antenna with N-type female, 7.5 dBi @ 2.4 GHz & 9 dBi @ 5 GHz, azimuth omni, elevation 22°/11°, includes pole mount
ANT-O-M6-8	• Outdoor dual band 2.4/5 GHz antenna, horizontal omni and vertical (40°+-5°) beamwidth, 6-element N-type female connectors. 2.4 GHz 2*2 MIMO + 5 GHz 4*4 MIMO, peak gain 8 dBi on 5 GHz, 6 dBi on 2.4 GHz, includes pole mount.
ANT-S-M6-60-9	• Outdoor dual band 2.4/5 GHz antenna, beamwidth H-Plane (65°+-10°) and vertical (35°+-10°), 6-element N-type female connectors. Peak gain 9 dBi on 2.4 and 5 GHz, includes pole mount.

Warranty

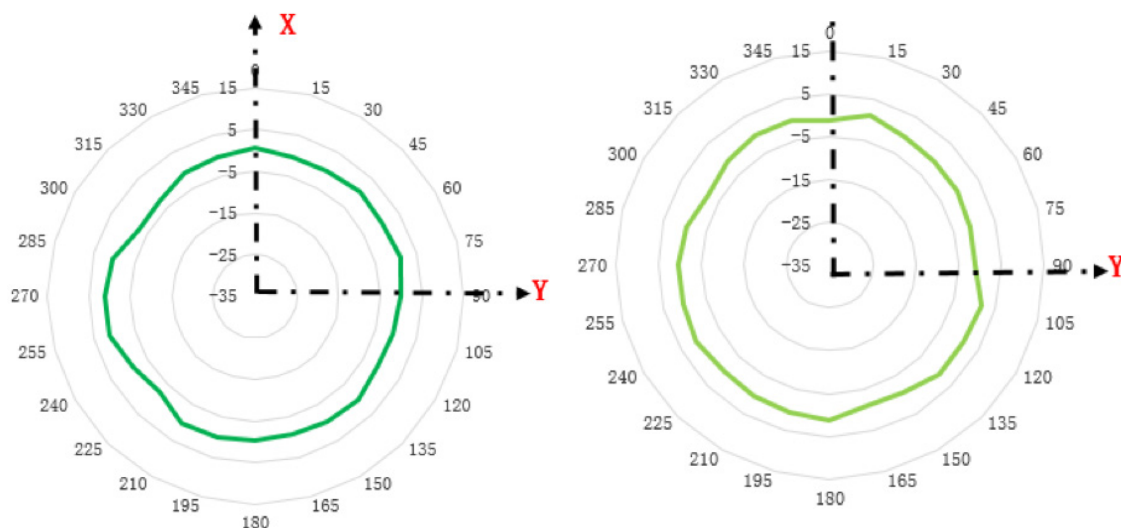
OmniAccess Stellar Access Points come with Hardware Limited Lifetime Warranty (HLLW).

Services and support

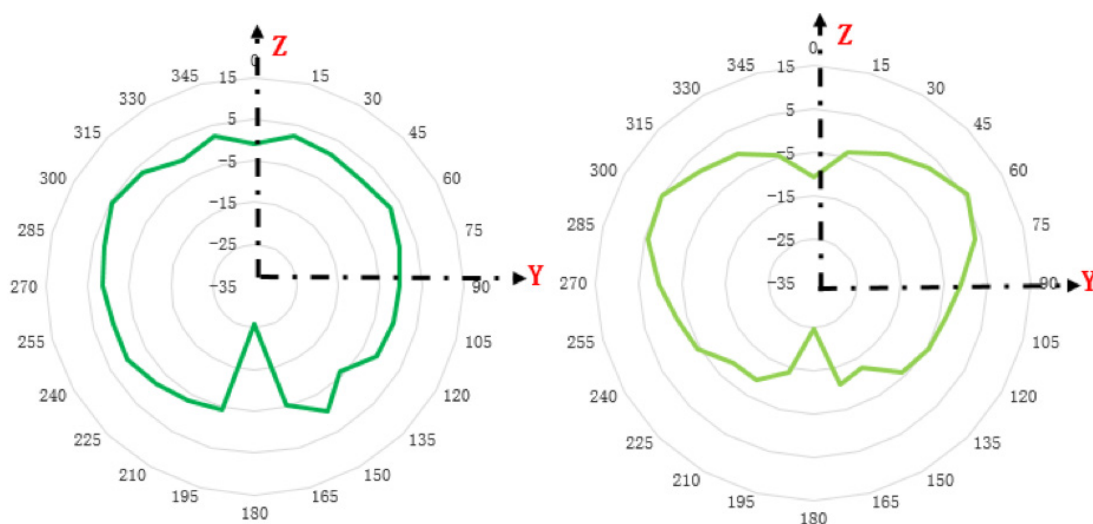
OmniAccess Stellar Access Points include one year of complementary SUPPORT Software for Partners. For more information about our Professional, Support and Managed services, please go to:

<http://enterprise.alcatel-lucent.com/?services=EnterpriseServices&page=directory>.

Figure 1. OmniAccess AP1361 antenna pattern plots
Horizontal or azimuth plane (top view)



Elevation plane (side view, 0 degree angle)



Elevation plane (side view, 90 degree angle)

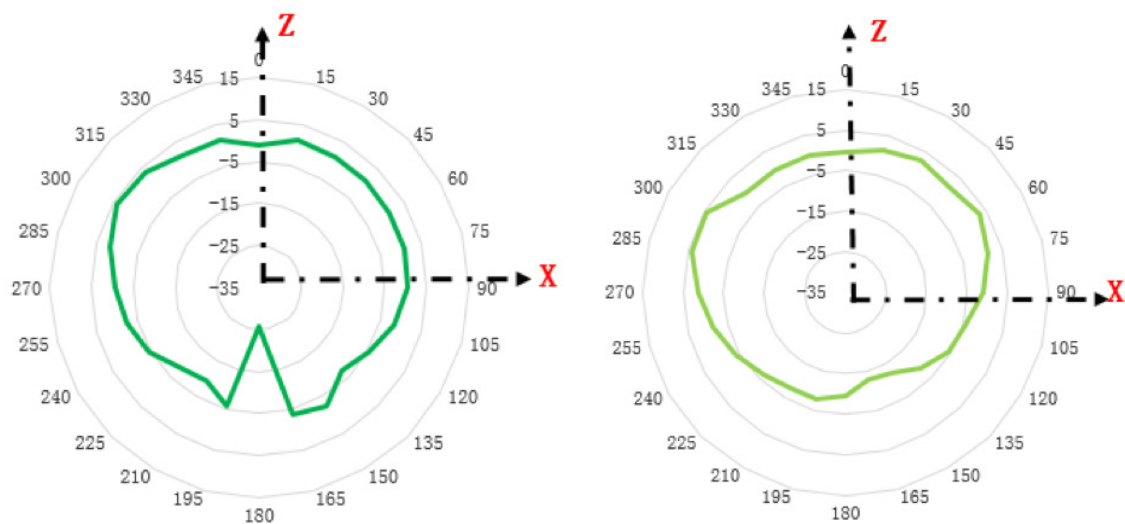
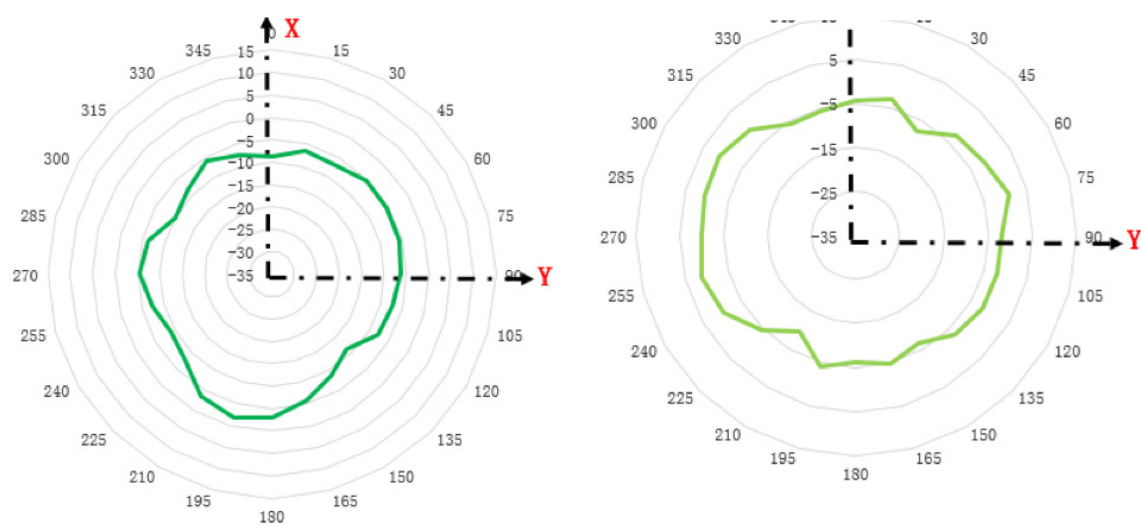
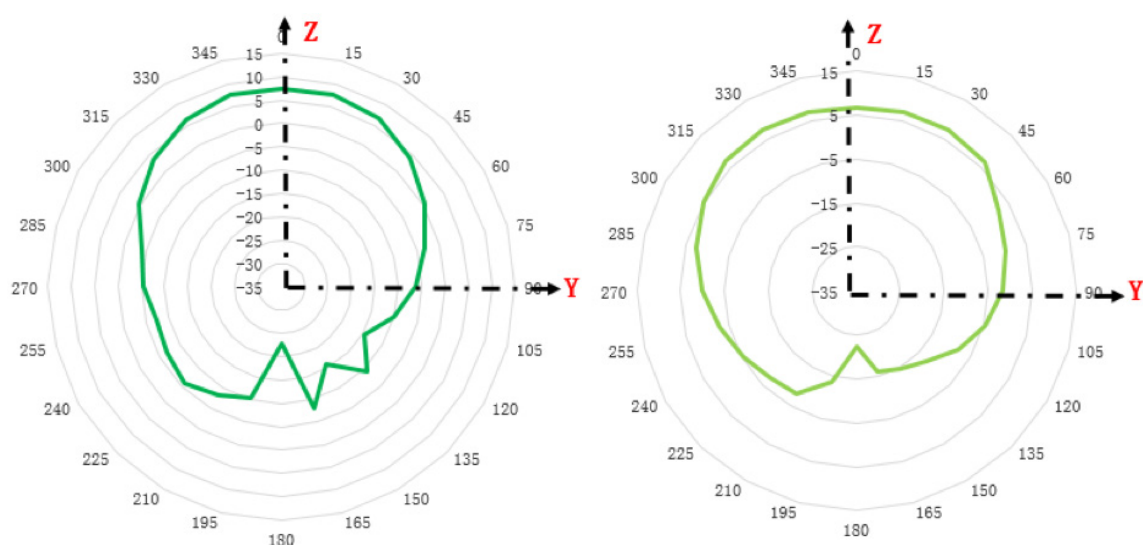


Figure 2. OmniAccess AP1361D antenna pattern plots
Horizontal or azimuth plane (top view)



Elevation plane (side view, 0 degree angle)



Elevation plane (side view, 90 degree angle)

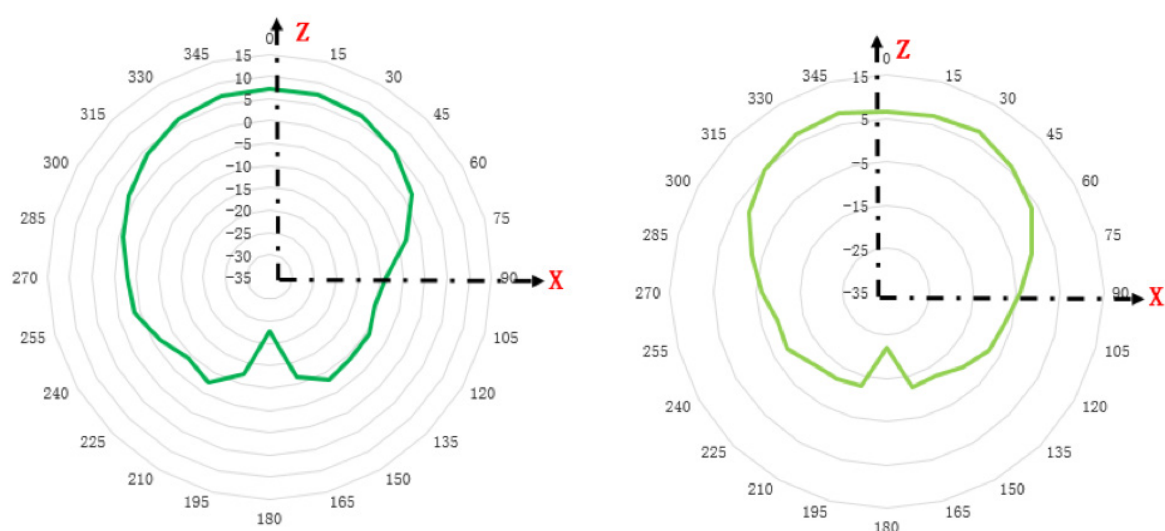


Figure 3: BLE radiation pattern

